

Guide to Extensively Drug-Resistant Organism (XDRO) Registry : Automated Alerts

Revised October 2025

DPH.XDROregistry@illinois.gov
<https://xdro.dph.illinois.gov/>

Slides created by IDPH and the Chicago CDC Prevention Epicenter

Orientation Outline

- Overview of the XDRO Registry
- XDRO Registry Statistics
- How Auto Alerts Work
- How to Sign Up for Auto Alerts
- Full vs. Partial Matching

XDRO registry overview

1. Mandatory CRE & C. auris reporting

All Illinois Facilities

2. CP-CRPA, CRAB

IDPH

**XDRO
registry**

ADT Feed/
Manual query

Facility A

XDRO
status

3. Information exchange

Automated Queries and Alerts

Hospital A

Patient admission list
(inpatient only)

1. **Smith, John 1/5/67**
2. Doe, Jane 1/1/89
3. Patient, Test 1/2/77

Query

XDRO registry

1. Duck, Daffy 3/5/71
2. Fudd, Elmer 11/3/50
3. **Smith, John 1/5/67**

Hospital A

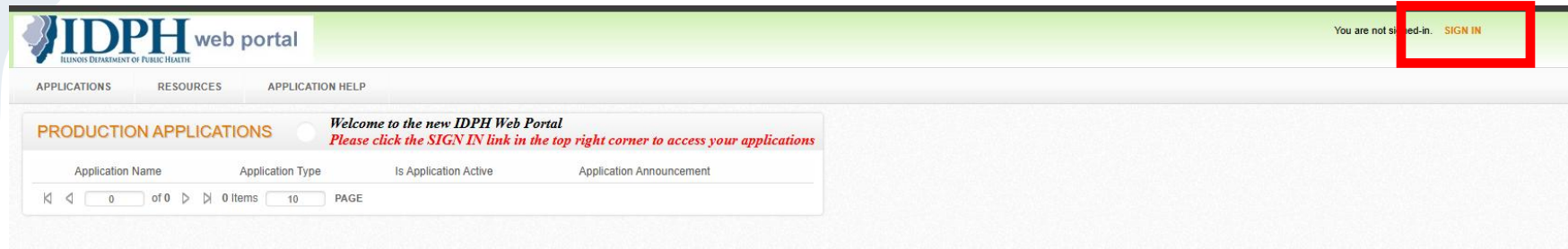
IP logs into
registry to
view alert

Email alert

(Optional: text/
pager alert)

How to sign up for automated alerts from the XDRO registry

1. Log in to the IDPH at: <http://portalhome.dph.illinois.gov/>



2. At the sign in enter your IDPH issued username and the password that you created, then click on the “OK” button.



The screenshot shows the IDPH web portal interface. At the top, the IDPH logo is displayed next to the text "web portal". Below this, there are three tabs: "APPLICATIONS", "RESOURCES", and "APPLICATION HELP". A dropdown menu under "RESOURCES" shows "IDPH Acronyms". The main content area is titled "SIGN IN" and features a large map of Illinois on the left. To the right of the map is a login form with the heading "Enter your user name and password." The form includes two input fields: "User Name (do not include 'idph!')" and "Password". Below the input fields are two buttons: "OK" and "CANCEL".








3. Select “XDRO Registry” from the Production Apps List

IDPH web portal
ILLINOIS DEPARTMENT OF PUBLIC HEALTH

Hello mvue [SIGN OUT](#)

APPLICATIONS RESOURCES APPLICATION HELP

PRODUCTION APPLICATIONS ☐ Your applications are listed below.
Contact the [IDPH Helpdesk](#) if you don't see your applications.


Application Name	Application Type	Is Application Active	Application Announcement
 Business Objects 4.2	Production	Yes	
 I-NEDSS	Production	Yes	Please use your I-NEDSS account and without idph\ in front of your username. Also, username is case sensitive. Please use without caps for the first letter of your username.
 I-NEDSS Provider Reporting	Production	Yes	Please use your I-NEDSS account and without idph\ in front of your username. Also, username is case sensitive. Please use without caps for the first letter of your username.
 IVRS	Production	Yes	
 ORS	Production	Yes	Please use your I-NEDSS account and without idph\ in front of your username. Also, username is case sensitive. Please use without caps for the first letter of your username.
 REDCap	Production	Yes	
 XDRO registry	Production	Yes	

1 of 7 Items 10 PAGE

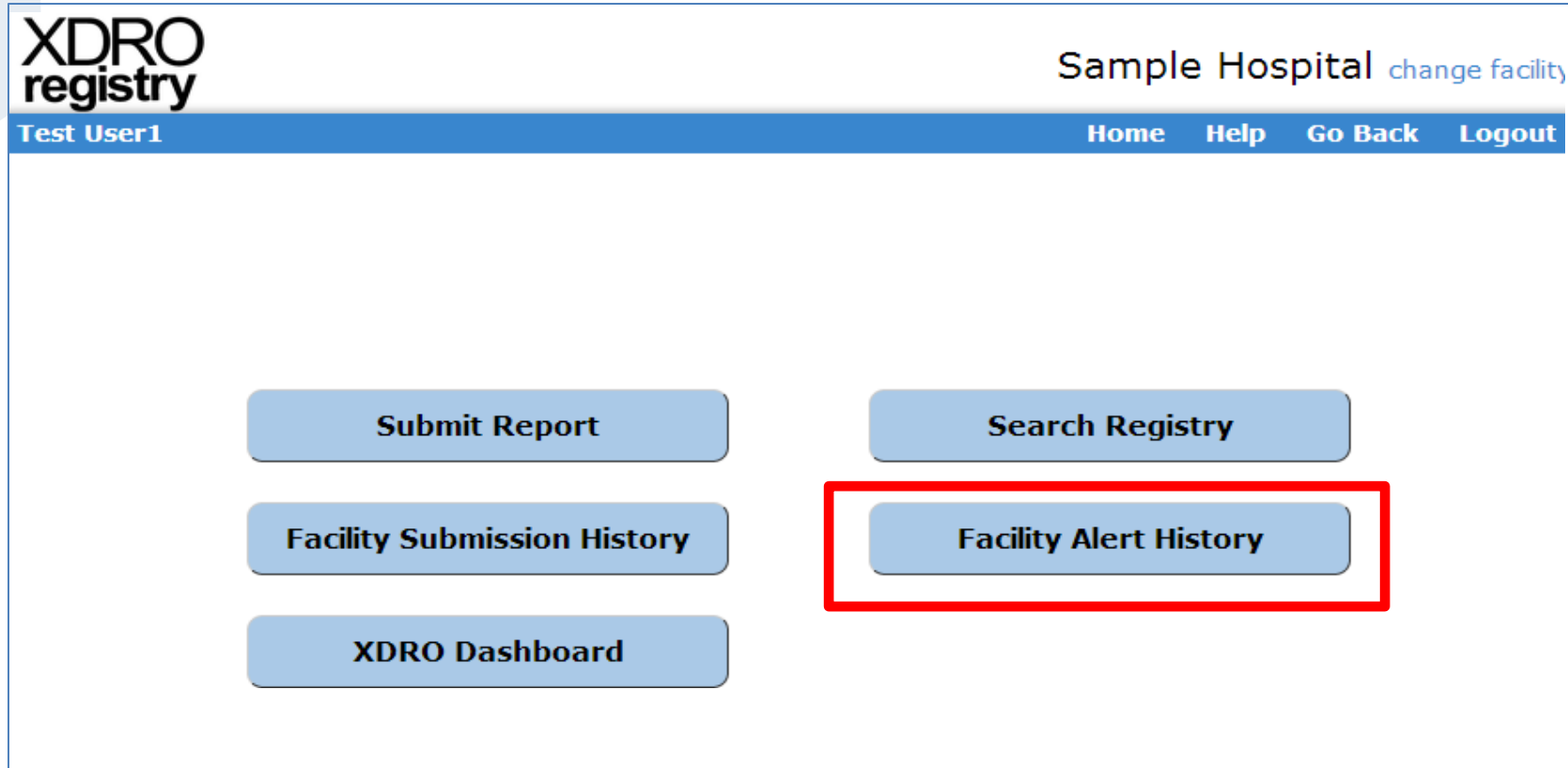
4. The XDRO Registry will open in a new tab – click the “X” to enter the external XDRO Registry website

Welcome to the Illinois Extensively Drug-Resistant Organisms (XDRO) Registry

Use of the registry is restricted to authorized users. Access to the system is limited to those expressly authorized by a current written agreement with the XDRO registry security management. Any misuse of the system for anything other than its intended use and in accordance with the IDPH Web Portal User Agreement will be prosecuted to the fullest extent of applicable Illinois and/or federal laws.

Click on  to enter the XDRO registry.

5. Once in the XDRO registry, click on “Facility Alert History”



The screenshot displays the XDRO registry interface. At the top left is the 'XDRO registry' logo. At the top right, it shows 'Sample Hospital' with a 'change facility' link. Below this is a blue navigation bar containing 'Test User1' on the left and 'Home', 'Help', 'Go Back', and 'Logout' on the right. The main content area features two columns of buttons. The left column contains 'Submit Report', 'Facility Submission History', and 'XDRO Dashboard'. The right column contains 'Search Registry' and 'Facility Alert History'. The 'Facility Alert History' button is highlighted with a red rectangular border.

XDRO registry

Sample Hospital [change facility](#)

Test User1 Home Help Go Back Logout

Submit Report

Search Registry

Facility Submission History

Facility Alert History

XDRO Dashboard

6. At the top of the page, click on “Please click here to confirm your alert contact information and facility”

Sample Hospital Alert

Please click here to confirm your alert contact information and facility

First name

Last name

Date of birth

mm / dd / yyyy

Search

Alerts Tracking

Acknowledge	AID	Name	Date of Birth	Organism	Matching	▼Alert Date
By A.T. 06/01/2016 09:23	323	Submission, Test	01/02/1934	Klebsiella pneumoniae	Full Match	05/23/2016
By R.L. 04/09/2015 15:47	3	E, Ds	11/11/1982	Enterobacter aerogenes	Partial Match	03/21/2014
Acknowledge	2	Bug, Super	01/01/1914	Klebsiella pneumoniae	Full Match	03/20/2014

Disclaimer: A match on name and date of birth only may not be 100% accurate. We recommend that you verify XDRO status with the patient or by contacting the facility that entered the result.

Note: Full match: There was a complete match on first name, last name, and date of birth.
Partial match: There was a match on last name and date of birth; the first name was matched only on the first initial.
As of January 2017, the Illinois Department of Public Health is entering Candida auris cases into the XDRO registry; such patients can be identified through the above search query. Patients with C. auris should be placed on standard and contact precautions and, when possible, in single rooms. More information is available on CDC's [Questions and Answers](#) and [Interim Recommendations](#) pages.

Copyright © 2013-2017 MRAIA. All rights reserved.

7. Review email and facility name and make changes if necessary. Optional: Check text messages or pager and fill in additional information. Click “Confirm”.

Alert Setting

Registry alerts will be sent to the email address below. Please change the address if it is not correct.

Alert Email:

I also want to be notified by:

☒ **Text messages.** Text messages will be sent real time from 8 AM to 8 PM. Alerts after 8 PM will be sent at 8 AM the following morning.

Cell number: () - **Provider**

☒ **Pager.** Pager alert will be sent real time from 8 AM to 8 PM. Alerts after 8 PM will be sent at 8 AM the following morning.

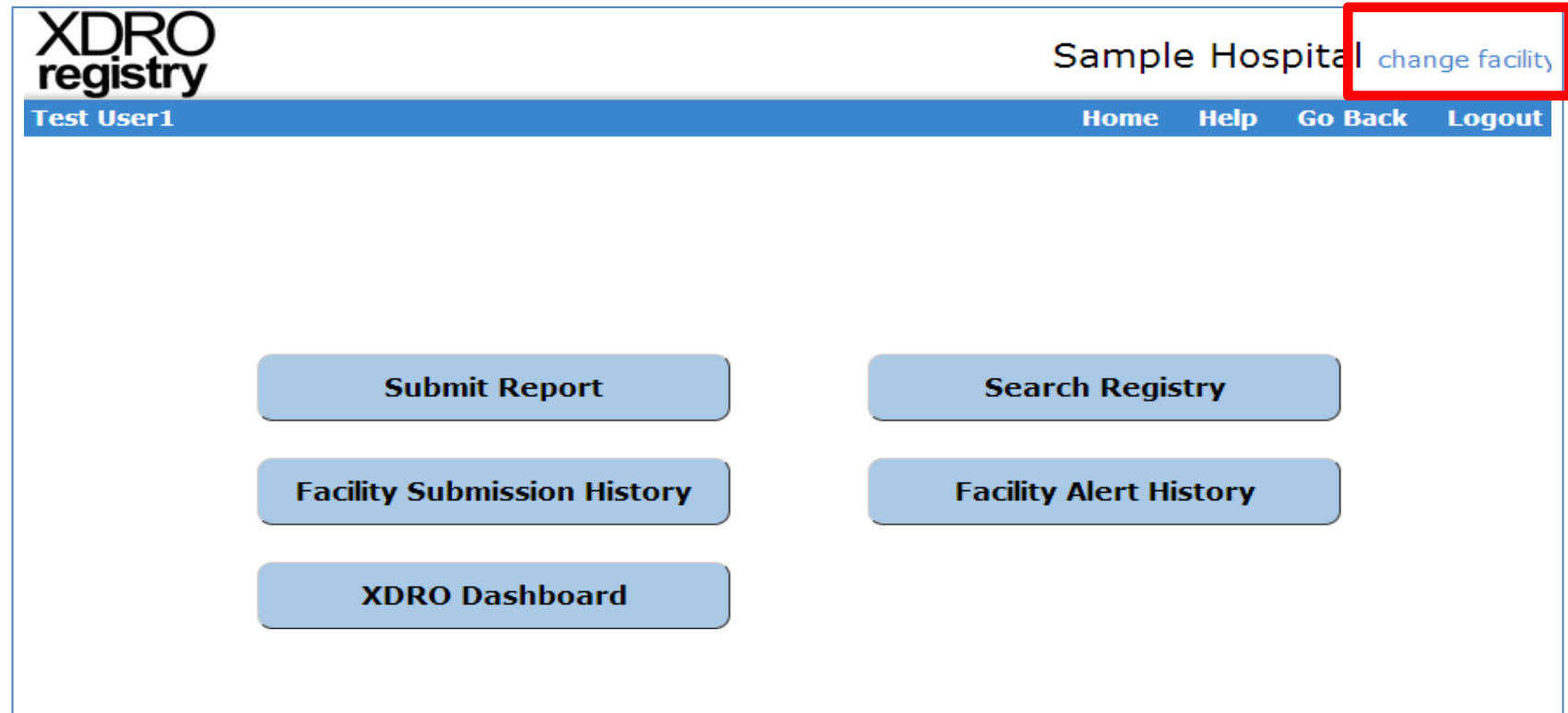
Pager number:

Please confirm the facility for which you work. If your facility has changed, you may enter the new name in the box below. If you report for more than one facility, you will have the option to confirm your other facility's name when you click "change facility" in the upper right corner.

Facility name:

Text and pages are sent real-time, 8am to 8pm every day, with off-hours alerts queued into 8am the next day. Texts and pagers will not be sent overnight, but emails are sent at all hours.

8. (optional) To sign up for automated alerts for a different facility, click on “change facility” and repeat the process on slides 10-12



Sample alert email from DPH.XDRORegistry@illinois.gov

Subject: Alert notification from XDRO registry (AID 123)

The XDRO registry has identified that a patient recently admitted to <hospital name> may carry an organism that is highly resistant to antibiotics. Please log in to the XDRO registry (<https://partners.dph.illinois.gov>) for details.

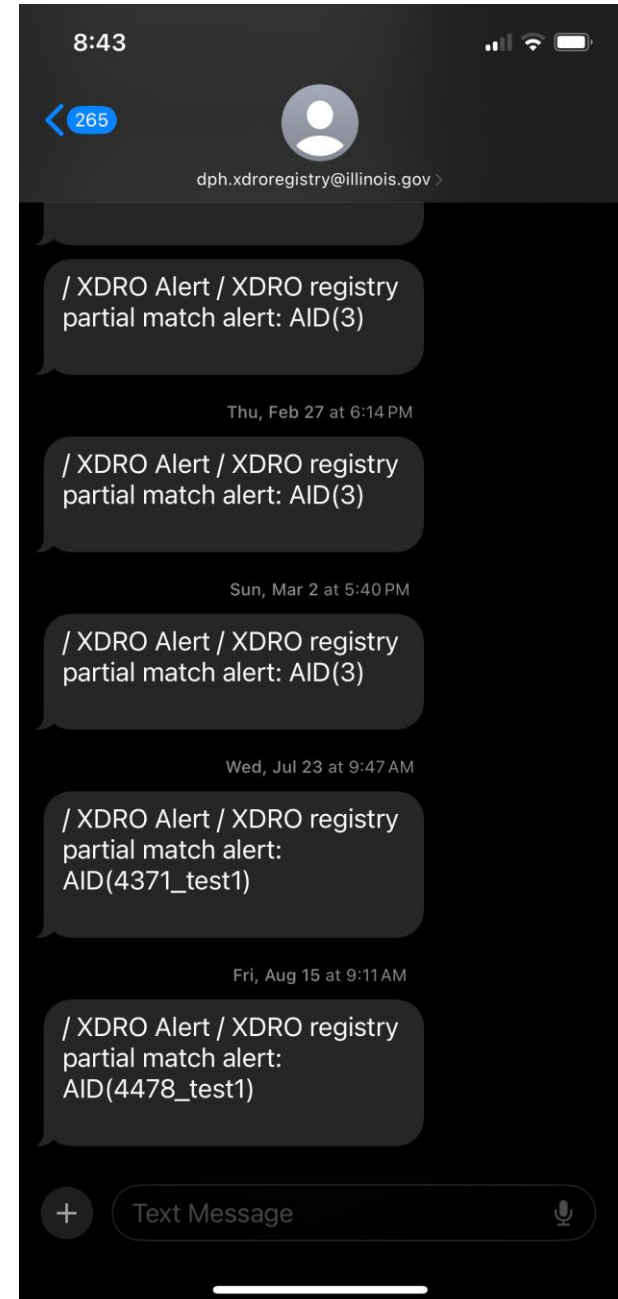
For questions, email DPH.XDROregistry@Illinois.gov.

E-MAIL CONFIDENTIALITY NOTICE: This electronic mail message, including any attachments, is for the intended recipient(s) only and may not be forwarded or shared with anyone other than the intended recipient(s). If you are not the named recipient or if you believe that you received this e-mail in error, you are not authorized to view the alert. Please [unsubscribe](#) from the automated alert system, and also notify DPH.Security@illinois.gov if you need to change your facility status.

If you are not the intended recipient, please be aware that any copying, distribution, dissemination, disclosure, or other use of this e-mail and any attachments is unauthorized and prohibited. This e-mail and any attachments contain information that is confidential, privileged and/or otherwise protected or exempt from disclosure under applicable law, including the Department of Public Health Act, the Communicable Disease Prevention Act, the Communicable Disease Report Act, the Control of Communicable Diseases Code, and the Health Insurance Portability and Accountability Act (HIPAA). Your receipt of this message is not intended to waive any applicable privilege or claim of confidentiality, and any prohibited or unauthorized disclosure is not binding on the sender or the Illinois Department of Public Health. Thank you for your cooperation.

This e-mail may be exempt from disclosure under the Illinois Freedom of Information Act (5 ILCS 140) pursuant to exemptions under sections 7(1)(f) and/or 7(1)(m).

Sample alert text message from DPH.XDRORegistry @illinois.gov



Log in to the registry to view alerts

XDRO
registry

Sample Hospital [change facility](#)

Test User1

[Home](#)

[Help](#)

[Go Back](#)

[Logout](#)

Submit Report

Search Registry

Facility Submission History

Facility Alert History



XDRO Dashboard

Facility Alert Page

Sample Hospital Alert

Please click [here](#) to confirm your alert contact information and facility

First name

Last name

Date of birth

 / /

Search

Alerts Tracking

Acknowledge	AID	Name	Date of Birth	Organism	Matching	▼Alert Date
By A.T. 06/01/2016 09:23	323	Submission, Test	01/02/1934	Klebsiella pneumoniae	Full Match	05/23/2016
By R.L. 04/09/2015 15:47	3	E, Ds	11/11/1982	Enterobacter aerogenes	Partial Match	03/21/2014
Acknowledge	2	Bug, Super	01/01/1914	Klebsiella pneumoniae	Full Match	03/20/2014

Disclaimer: A match on name and date of birth only may not be 100% accurate. We recommend that you verify XDRO status with the patient or by contacting the facility that entered the result.

Note: Full match: There was a complete match on first name, last name, and date of birth.

Partial match: There was a match on last name and date of birth; the first name was matched only on the first initial.

As of January 2017, the Illinois Department of Public Health is entering Candida auris cases into the XDRO registry; such patients can be identified through the above search query. Patients with C. auris should be placed on standard and contact precautions and, when possible, in single rooms. More information is available on CDC's [Questions and Answers](#) and [Interim Recommendations](#) pages.

Copyright © 2013-2017 MRAIA. All rights reserved.

Full vs Partial Matching

Admitted Patient:
John Smith, 1/5/1967

Full Name:
First name +
Last name + DOB

Partial Name:
First initial +
Last name + DOB

XDRO Registry Records

Full Match:
John Smith, 1/5/1967

Partial Match:
Jon Smith, 1/5/1967
Jack Smith, 1/5/1967

Facility Alert Page

Sample Hospital Alert

Please click [here](#) to confirm your alert contact information and facility

First name


Last name

Date of birth

 / /

Search

Alerts Tracking



Acknowledge	AID	Name	Date of Birth	Organism	Matching	▼Alert Date
By A.T. 06/01/2016 09:23	323	Submission, Test	01/02/1934	Klebsiella pneumoniae	Full Match	05/23/2016
By R.L. 04/09/2015 15:47	3	E, Ds	11/11/1982	Enterobacter aerogenes	Partial Match	03/21/2014
Acknowledge	2	Bug, Super	01/01/1914	Klebsiella pneumoniae	Full Match	03/20/2014

Disclaimer: A match on name and date of birth only may not be 100% accurate. We recommend that you verify XDRO status with the patient or by contacting the facility that entered the result.

Note: Full match: There was a complete match on first name, last name, and date of birth.

Partial match: There was a match on last name and date of birth; the first name was matched only on the first initial.

As of January 2017, the Illinois Department of Public Health is entering Candida auris cases into the XDRO registry; such patients can be identified through the above search query. Patients with C. auris should be placed on standard and contact precautions and, when possible, in single rooms. More information is available on CDC's [Questions and Answers](#) and [Interim Recommendations](#) pages.

Copyright © 2013-2017 MRAIA. All rights reserved.

XDRO Report - Test Nursing Home

Patient information

Patient name: Bug, Super**MRN:** 1234**Admission date:** 05/02/2014**Date of birth:** 01/01/1914**SSN (last 4):****Race:****Address:** 122 S Michigan Ave, Chicago, IL 60603

XDRO culture information

Organism: Klebsiella pneumoniae**Culture date:** 06/02/2014**XDRO criterion:** Phenotypic test, E. coli/Klebsiella
resistance**Specimen source:** Urine**Mechanism of resistance:****Comments:**

Submitted by ANGELA TANG, 06/10/2014, Test Nursing Home

[Go Back](#)[Print](#)

Questions? Comments?

Please email us at

DPH.XDRORegistry@illinois.gov